

LED light bar (Option):
The LED light bar is fix integrated in the basket and replaces the removable light bar. There is no problem with the vehicle due to a fix installed resistor.



1. Hydraulic support legs allow a quick and safe set up even on sloping ground.

2. Straightforward design, easy to service.

3. The standard proportional control ensures that even in extremely difficult working conditions very smooth and safe machine movements are possible.



4. Hydraulic drive wheels for easy movement. Climbing ability up to 15%.



Great height and low weight make the DK25 range perfect for indoor or outdoor use

Perfect function, optimum safety, unfailing quality and versatility are the reasons for the success of the DK25 range on all markets.

The maximum working height is 25 metres. Automatic restriction of the load moment ensures optimum reach to suit the load in the basket.

All DENKA lifts meet the most stringent safety standards. The electrical and hydraulic system features double safety devices, the cylinders have hose break valves, and all the movements of the lift have a pressure control valve safety system.

The telescopic boom is made of specially extruded aluminium profiles, which ensure stability with a low weight.

The combination of this excellent boom section and the smooth proportional control system provides the operator in the basket with a stable, safe and highly functional workplace.


The DK25 comprises versatile lifts which can be supplied for battery operation. Therefore no connection to the main supply is required.

Typical application areas are work on facades, rooves and dormer windows, window cleaning, painting, pruning, etc.

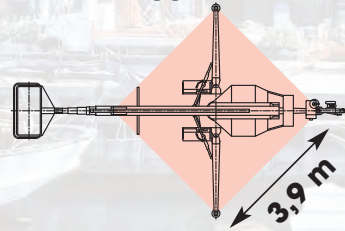
Owing to its low weight and compact design, the DK25 range is excellent for indoor maintenance of shopping centres, churches, airports, atriums, etc.

Model DK25

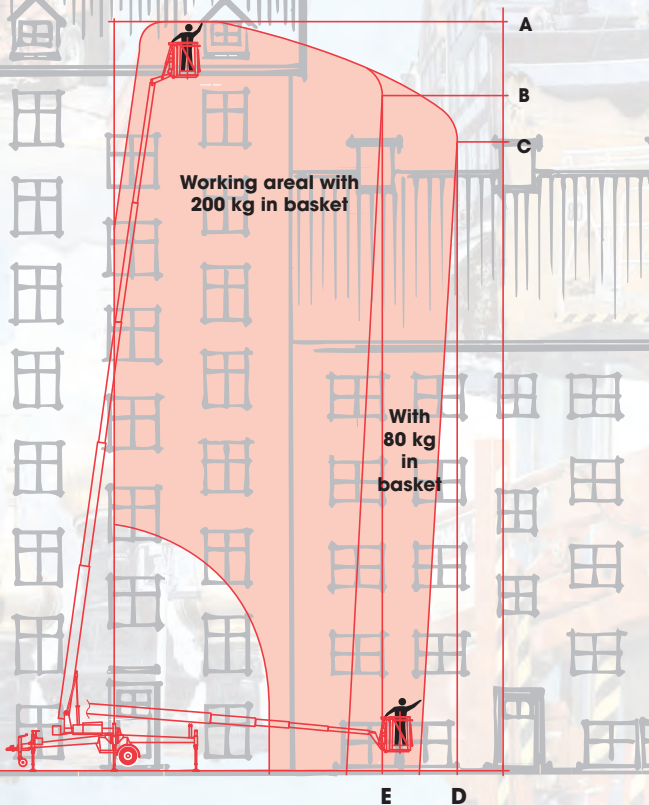
Technical data



Outrigger cross section



Max. working height



Standard model	DK25
Capacity	
Max. working height A	25,0 m
Working height B	23,0 m
Working height C	21,4 m
Max. reach D	11,4 m
Reach E	9,0 m
Max. load in basket	200 kg
Slew movement	cont. 360°
Transport dimensions	
Length L	9100 mm
Min. Length (rotated 180°)	8350 mm
Height H	2095 mm
Width B	1620 mm
Net weight standard	2450 kg

STANDARD EQUIPMENT:

- Rotating alu basket 1200 mm
- Battery operation
- Proportional control
- Hydraulic outriggers
- Hydraulic wheel drive
- ELCB 30 mA
- Hour counter
- Charging key
- removable light bar

EXTRA ACCESSORIES:

- RAL special colours
 - Rotating fibreglass basket 1200mm*
 - Brushes in telescope-ends
 - Outlet for water/air in the basket*
 - Additional power supply (Trafo) 50A/24V*
 - Yellow rotating light
 - Biological oil
 - Petrol engine Honda EU30is / 3,0kVA*
 - Height limiting system - 2 steps
 - Basket integrated LED light bar
 - Detachable jib
 - Self-levelling system
- *increase in weight